



FLOWSTONE
PARTNERS

CONFIDENTIAL

FlowStone Opportunity Fund

August 2021

CONFIDENTIAL



Important Disclosures | Performance Reporting

- ⁽¹⁾ **The performance data shown represents past performance. Past performance is no guarantee of future results. Investment return and principal value will fluctuate, and shares, when redeemed, may be worth more or less than their original cost. Current performance may be lower or higher than the past performance quoted.**
- ⁽²⁾ Returns are presented net of expenses of 7.33% (gross) and 6.49% (net). The net expense ratio reflects a Fee Waiver and/or Expense Reimbursement of 0.84%. If the Fee Waiver and/or Expense Reimbursement had not been in place, returns would have been lower. Performance figures do not reflect the 2% early repurchase fee that may apply to some unit holders. Expenses are estimated as of the Fund's prospectus, effective July 29, 2021.
- ⁽³⁾ The Adviser has entered into an expense limitation agreement (the "Expense Limitation Agreement") with the Fund, whereby the Adviser has agreed to waive fees that it would otherwise be paid, and/or to assume expenses of the Fund (a "Waiver"), if required to ensure the Total Annual Expenses (excluding taxes, interest, brokerage commissions, certain transaction-related expenses, extraordinary expenses, acquired fund fees and expenses and the Incentive Fee) do not exceed 1.95% on an annualized basis (the "Expense Limit"). For a period not to exceed three years from the date on which a Waiver is made, the Adviser may recoup amounts waived or assumed, provided it is able to affect such recoupment without causing the Fund's expense ratio (after recoupment) to exceed the lesser of (a) the expense limit in effect at the time of the waiver, and (b) the expense limit in effect at the time of the recoupment. The Expense Limitation Agreement will continue until at least August 29, 2021, and will automatically renew thereafter for consecutive twelve-month terms, provided that such continuance is specifically approved at least annually by a majority of the Trustees. The Expense Limitation Agreement may be terminated by the Fund's Board of Trustees upon thirty days written notice to the Adviser. The Expense Limitation Agreement also provides that, after the commencement of operations until the first anniversary of the commencement of operations, the Adviser agrees to waive fees payable to it by the Fund on assets held in cash or cash equivalents less the total amount of capital committed by the Fund and not yet drawn for investment. The Expense Limitation Agreement will have a term ending one-year from the date the Fund commences operations, and will automatically renew thereafter for consecutive twelve-month terms, provided that such continuance is specifically approved at least annually by a majority of the Trustees. The Expense Limitation Agreement may be terminated by the Fund's Board of Trustees upon thirty days' written notice to the Adviser.
- ⁽⁴⁾ Shareholders also indirectly bear a portion of the asset-based fees, performance or incentive fees or allocations and other expenses incurred by the Fund as an investor in the Portfolio Funds. Generally, asset-based fees payable in connection with Portfolio Fund investments will range from 1% to 2.5% (annualized) of the commitment amount of the Fund's investment, and performance or incentive fees or allocations are typically 20% of a Portfolio Fund's net profits annually, although it is possible that such amounts may be exceeded for certain Portfolio Fund Managers. Historically, a substantial majority of the direct investments made by the Adviser and its affiliates on behalf of their clients have been made without any "acquired fees" (i.e., free of the management fees and performance/incentive fees or allocations that are typically charged by Portfolio Fund Managers). The "Acquired Fund Fees and Expenses" disclosed above, however, do not reflect any performance-based fees or allocations paid by the Portfolio Funds that are calculated solely on the realization and/or distribution of gains, or on the sum of such gains and unrealized appreciation of assets distributed in kind, as such fees and allocations for a particular period may be unrelated to the cost of investing in the Portfolio Funds.



Important Disclosures | Performance Reporting

⁽⁴⁾ Information about benchmark indices is provided to allow you to compare it to the performance of the Fund. The Fund is actively managed and not intended to replicate the performance of the indices: the performance and volatility of the Fund may differ materially from the performance and volatility of the indices, and Fund holdings will differ significantly from the securities that comprise the indices. You cannot invest directly in indices, which do not take into account trading commissions and costs.

MSCI World Index - The MSCI World Index is a broad global equity index that represents large and mid-cap equity performance across all 23 developed markets countries. It covers approximately 85% of the free float-adjusted market capitalization in each country.



Important Information

BEFORE INVESTING YOU SHOULD CAREFULLY CONSIDER THE FUND'S INVESTMENT OBJECTIVES, RISKS, CHARGES AND EXPENSES. THIS AND OTHER INFORMATION IS IN THE PROSPECTUS, A COPY OF WHICH MAY BE OBTAINED FROM FLOWSTONE PARTNERS AT 312-429-2419. PLEASE READ THE PROSPECTUS CAREFULLY BEFORE YOU INVEST.

The Shares are speculative and illiquid securities involving substantial risk of loss. An investment in the Fund is appropriate only for those investors who do not require a liquid investment, for whom an investment in the Fund does not constitute a complete investment program, and who fully understand and can assume the risks of an investment in the Fund. Investors should carefully review and consider potential risks before investing. The Fund has been organized as a non-diversified, closed-end management investment company and designed primarily for long-term investors. An investor should not invest in the Fund if the investor needs a liquid investment. The Fund could experience fluctuations in its performance due to several factors. As a result of these factors, results for any previous period should not be relied upon as being indicative of performance in future periods.

The Fund Investments may include low grade or unrated debt securities ("high yield" or "junk" bonds or leveraged loans) or investments in securities of distressed companies. Such investments involve substantial, highly significant risks. The Fund may invest in mezzanine debt instruments, which are expected to be unsecured and made in companies with capital structures having significant indebtedness ranking ahead of the investments, all or a significant portion of which may be secured. The Portfolio Fund Managers and (subject to applicable law) the Fund may employ leverage through borrowings or derivative instruments and are likely to directly or indirectly acquire interests in companies with highly leveraged capital structures. The Fund and Portfolio Fund Managers may use derivatives and the use of derivative instruments for hedging or speculative purposes by the Fund or the Portfolio Fund Managers could present significant risks, including the risk of losses in excess of the amounts invested. The overall performance of the Fund's secondary investments will depend in large part on the acquisition price paid, which may be negotiated based on incomplete or imperfect information. Secondary investments may also incur contingent liability risk and syndicate risk. Potential lack of diversification and resulting higher risk due to concentration of allocation authority when a single adviser is utilized. The Adviser does not control the investments or operations of the Portfolio Funds. For a complete discussion of risks please review the prospectus carefully.

Distribution services provided by Foreside Financial Services, LLC.



I. FlowStone Opportunity Fund



Important Information

This material is published as assistance for recipients but does not constitute investment advice and is not to be relied upon as authoritative nor to be substituted for one's own judgment. This information is not a recommendation to purchase or sell a security or follow any strategy or allocation. Before making any investment decision, you should seek expert, professional advice and obtain information regarding the legal, fiscal, regulatory and foreign currency requirements for any investment according to the laws of your home country and place of residence.

The information contained herein reflects views as of a particular time and is subject to change without notice. It is for illustrative purposes only and may not be representative of current or future investments or allocations. Any forward-looking statements are based on assumptions, and actual results may vary from such statements. There is no requirement to update information provided, unless otherwise required by applicable law. While reasonable efforts have been used to obtain information from reliable sources, no representations or warranties are made as to the accuracy, reliability or completeness of third-party information presented. The information contained in this document is unaudited.



FlowStone Opportunity Fund

FlowStone Opportunity Fund provides highly diversified Private Equity exposure through an investor-friendly structure

Proven and Experienced Team	Multi-Strategy	Intrinsic Value Orientation	Simplified Access to Private Equity
Over 70 years of combined private equity fund investing and management experience at Landmark Partners, Partners Group, MatlinPatterson, and Aberdeen Standard	Diversified access to: <ul style="list-style-type: none">• ~\$90 billion secondary market⁽¹⁾• \$203 billion primary market⁽²⁾• Direct co-investments sponsored by core private equity managers	Investment strategies focused on manager quality and acquiring assets at a discount to Intrinsic Value, reducing or eliminating the J-Curve	Low investment minimum, quarterly investment and redemption windows, immediate evergreen allocation, and timely Form 1099 tax and financial reporting

The Fund's investment objective is to generate compelling risk-adjusted long-term returns by continuously building a private equity portfolio through the secondary purchase of mature fund interests, primary commitments to new funds, and direct co-investments alongside trusted private equity managers

⁽¹⁾Source: UBS; "Navigating a New Reality: UBS's 2021 Secondary Market Survey and Outlook" – February 2021

⁽²⁾Source: PitchBook; PitchBook's 2020 Annual US PE Breakdown – March 2021



FlowStone Opportunity Fund | Summary

FSOF Performance Data (as of 6/30/2021) ⁽¹⁾

Total Return %*	QTD (Q2) %*	YTD %*	One Year Ended	Annualized Inception to Date ("ITD"**) %	ITD** %	Standard Deviation**
FlowStone Opportunity Fund	13.3%	21.3%	46.9%	28.8%	65.9%	18.3%
Russell 2000	4.3%	17.5%	62.0%	22.7%	50.4%	26.6%
S&P 500	8.6%	15.3%	40.8%	22.2%	49.2%	19.0%
MSCI World	7.7%	13.1%	39.0%	19.3%	42.3%	19.2%

*Note: Returns are calculated based on a calendar quarter and year. For financial reporting purposes, the FSOF FY ends on March 31st, as stated in the prospectus. FSOF returns are a calculated net of all fees and expenses

**Note: "Annualized Inception to date (ITD)" performance metrics represent annualized figures. Inception date of August 31, 2019

Net Assets ⁽²⁾	NAV/Unit	Number of Transactions ⁽³⁾	Investment Value / Fund NAV ⁽⁴⁾	Number of Funds	Number of Companies
\$195.7 million	\$16.59	18	83.0%	154	900+

The performance data shown represents past performance. Past performance is no guarantee of future results. Investment return and principal value will fluctuate, and shares, when redeemed, may be worth more or less than their original cost. Current performance may be lower or higher than the past performance quoted. It is not possible to invest directly in an index.

⁽¹⁾ See "Important Disclosures | Performance Reporting" on page 2

⁽²⁾ Shareholders' Equity as of June 30, 2021

⁽³⁾ See the Glossary for the definition of "Transaction(s)"

⁽⁴⁾ Investment Value reflects the value of the funds investments

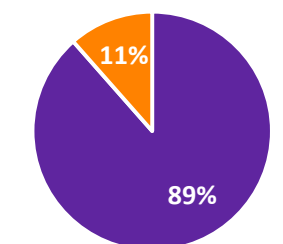
Disclosure: Diversification does not ensure a profit or protect against loss.



FSOF Summary of Exposure – June 30, 2021

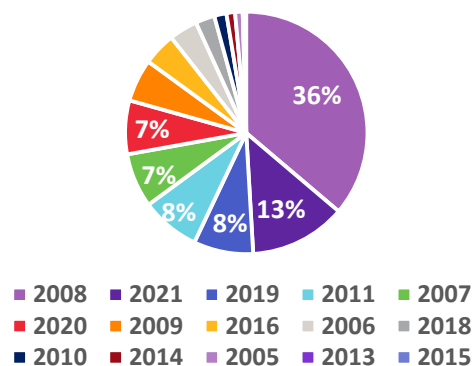
Transaction ⁽²⁾	Number of Funds	Number of Companies	Top 5 Fund Holdings By NAV ⁽¹⁾	% of NAV
Pre-2021 Transactions	29	247		
Project Machine	1	6	Project Waterfall	14.2%
Project Waterfall	98	400+	B.C. European Capital IX	9.5%
Project Stew	6	100+	Morgenthaler IX	5.6%
Project Orange	14	150+	Fin VC I	4.9%
Project Destiny	1	1	Icon Partners IV	4.3%
Project TZP	3	20		
Fin VC Fund II	1	5		
MDP Fund VIII	1	5		
Total	154	900+		

Transaction Type (Committed Capital)



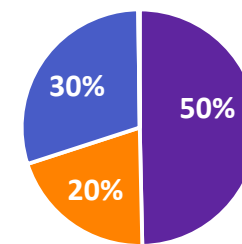
■ Secondary ■ Primary

Vintage Year (Committed Capital)



■ 2008 ■ 2021 ■ 2019 ■ 2011 ■ 2007
 ■ 2020 ■ 2009 ■ 2016 ■ 2006 ■ 2018
 ■ 2010 ■ 2014 ■ 2005 ■ 2013 ■ 2015

Investment Strategy (Committed Capital)



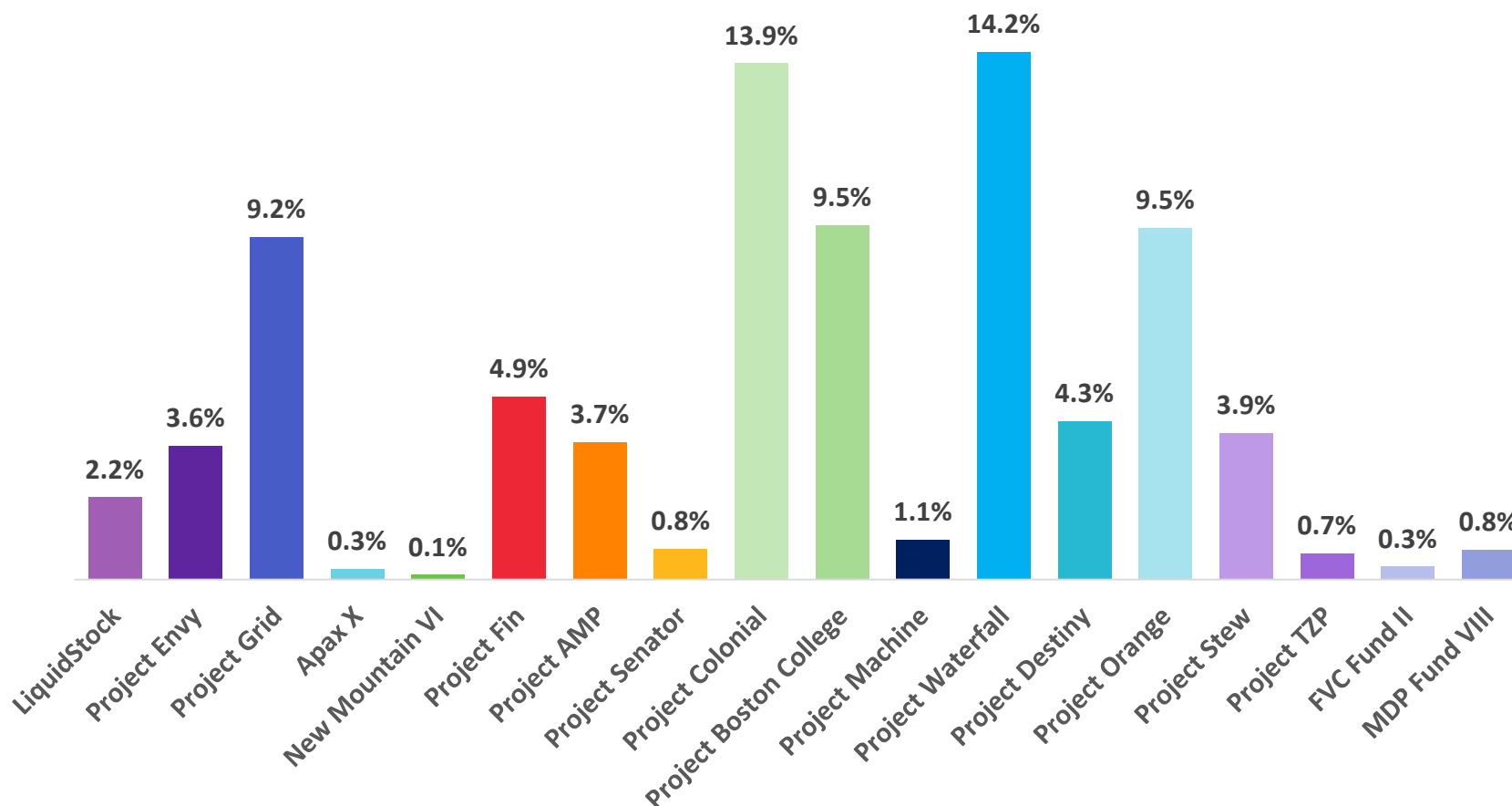
■ Buyout ■ Venture
 ■ Credit ■ Fund-of-Funds

⁽¹⁾Represents the five largest individual investment positions in the Fund as determined by Net Asset Value as of June 30, 2021 ⁽²⁾See Glossary for the definition of "Transaction(s)"; **Disclosure:** Diversification does not ensure a profit or protect against loss. Past performance does not guarantee future results; Disclosure: Holdings are subject to change



Fund Status

Investment Value as a % of Total Fund NAV (\$ millions)



As of June 30, 2021, 83.0% of Total Fund NAV is allocated to Investments

⁽¹⁾Total Fund NAV is the stated amount of NAV as of 6/30/21. Investment Value reflects the 6/30/21 value of each underlying investment
Disclosure: Holdings are subject to change



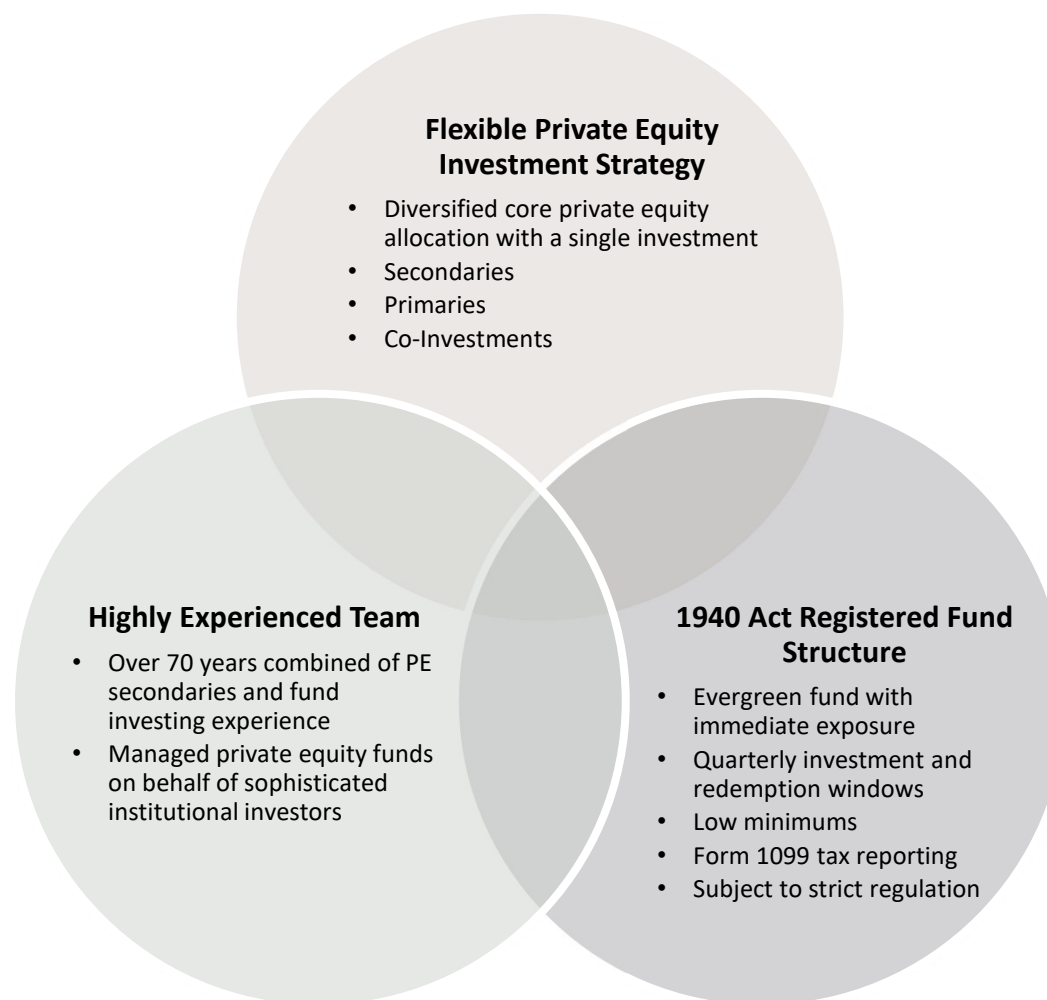
Barriers to Investing in Private Equity

Economic Barriers	Operational Barriers	Psychological Barriers
High investment minimums	Limited flexibility in timing and amount of investment	Unfamiliarity with asset class
Capital required to build a diversified portfolio	Access to opportunities	Less regulated funds and managers
J-Curve	Investment expertise	J-Curve
Lack of liquidity	Institutionally oriented marketing, investment structures, and terms	Lack of liquidity
Constant liquidity requirements to meet capital calls	K-1 tax reporting	

Institutions have benefited from Private Equity's potential to generate excess risk-adjusted returns and enhance diversification. Individual investors have largely been excluded from the asset class



FlowStone Opportunity Fund

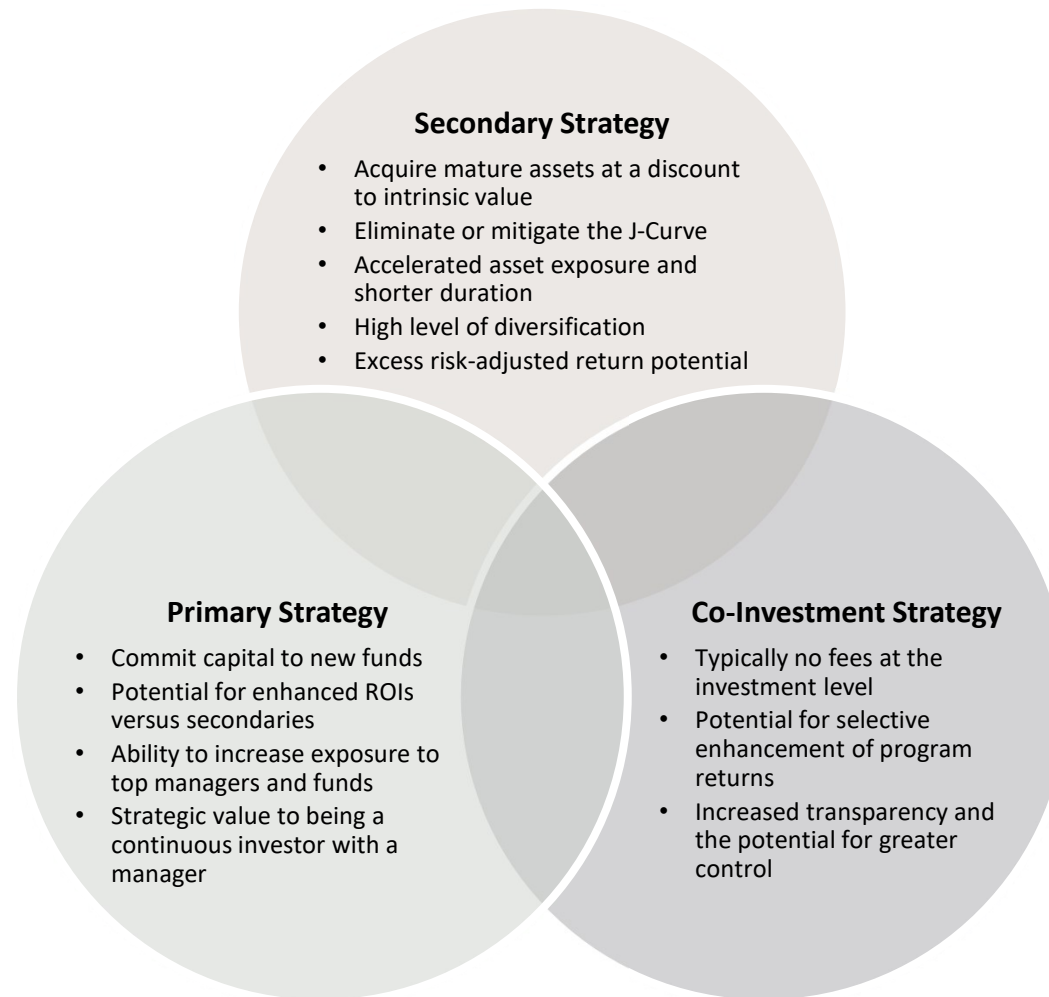


The FlowStone Opportunity Fund provides diversified Private Equity exposure and lowers the barriers to entry through a closed-end fund structure

Disclosure: Diversification does not ensure a profit or protect against loss. Past performance does not guarantee future results.



Potential Benefits of a Multi-Strategy Approach



Dynamic portfolio construction with the potential for Private Equity returns, a reduced J-Curve, and increased diversification

Disclosure: Diversification does not ensure a profit or protect against loss. Past performance does not guarantee future results.



FlowStone Fund Structure

	FlowStone Fund	Traditional Private Equity Fund of Funds
Investment Objective	The Fund's investment objective is to generate appropriate risk-adjusted long-term returns by assembling a diversified portfolio of private equity investments through secondary acquisition, primary commitments, and co-investments	The Fund's investment objective is to generate appropriate risk-adjusted long-term returns by assembling a diversified portfolio of private equity investments through primary commitments
Investment Timing	Quarterly unit purchases at current NAV allow for investors to participate when it meets <u>their</u> timing, not only when the fund manager is raising capital	Fund managers typically raise new capital every two to four years, limiting the investor's ability to invest <u>only</u> when managers are actively raising capital
Investment Structure	Investors buy into an existing portfolio, enjoying immediate exposure. Proceeds are reinvested in the vehicle, increasing the potential for continuous capital appreciation and compounded growth	Investments are made over time, often several years, so exposure increases gradually. "Blind Pool Risk" exists because there is no visibility on the assets to be acquired
Regulatory Oversight	Registered investment companies are designed specifically for individual investors and are subject to strict regulation	Limited partnership vehicles are designed for institutional investors and are subject to fewer regulatory obligations regarding valuations and reporting. This may be less suitable for individual investors
Tax and Reporting	Form 1099 tax reporting Quarterly filings and investor reporting	Limited partnerships issue K-1s, which are seldom available by the April 15 tax filing deadline, requiring an extension with the IRS
Distributions	Registered Investment Companies must distribute income, annually. Distributions are automatically reinvested in the fund unless the investor opts out of the reinvestment plan	Traditional private equity limited partnerships distribute capital and income at the sole discretion of the manager. Funds often make no distributions for the first several years of a fund's life
Redemption Option⁽¹⁾	Redemption feature allows investors to redeem their units at NAV quarterly (subject to a fund-level cap and/or board approval)	Private equity limited partnerships provide no flexibility for the investor to manage liquidity. Investors are locked up until the manager makes its final distribution

(1) The Fund is not a liquid investment. No Shareholder will have the right to require the Fund to redeem its Shares. The Fund from time to time may offer to repurchase Shares pursuant to written tenders by the Shareholders

Note: This presentation is for discussion purposes only and is not intended to be an offer to sell or the solicitation of an offer to buy any securities. In the event securities were offered, this presentation would be superseded and replaced in its entirety by a preliminary or final term sheet, prospectus, offering agreement or memorandum, partnership agreement and/or other supplemental and controlling documents for a specific offer. In the event of any inconsistency between the information presented herein and that information presented in a preliminary or final term sheet, prospectus, offering agreement or memorandum, partnership agreement and/or other supplemental and controlling document, the latter shall govern in all respects. There is no guarantee that the Fund will achieve its investment objective.



Private Equity Investment Strategy Comparison

	Secondary Fund Strategy	Private Equity Portfolio Strategy
Portfolio Objective and Strategy	Build a highly diversified portfolio of private equity investments through the acquisition of mature private equity fund interests from motivated sellers, typically at a discount from Net Asset Value ("NAV")	Build a diversified portfolio of private equity assets either through the direct investment in the securities of private companies or the investment in newly formed private equity funds
Capital Deployment Pace	Investor's full capital is at work quickly due to the purchase of portfolios of mature funds and investments	Capital is deployed gradually after the investor's commitment – typically over a five to seven-year horizon as the funds make new company investments
Diversification	Diversification occurs rapidly, as portfolios of multiple funds are acquired	Diversification occurs slowly as the investor invests in multiple funds over time. Furthermore, each fund's capital is invested over four years, or more
Blind Pool Risk	Blind Pool Risk is virtually eliminated, as the acquired funds are substantially invested. In addition, follow-on investments are made in existing, identified assets	New fund investing involves 100% Blind Pool Risk
Historical Return and Risk Profile	Private equity returns with lower observed volatility and lower loss ratios	Comparable returns but historically with higher volatility and loss ratios
Cash Flow Profile	Mature portfolios with assets at or near the Harvest Phase typically generate near-term cash flows from acquisition. Highly diversified portfolios can result in relatively consistent cash yields, even in down-markets	Newly formed funds typically do not generate positive cumulative cash flows for the first five to seven years of a fund's life
J-Curve	Mature portfolio acquired at discounts from NAV or intrinsic value effectively eliminate or mitigate the J-Curve	Newly formed funds generally experience a significant J-Curve

The Secondary strategy is ideal for investors building exposure to the excess return potential of private equity on a highly diversified basis and with an appropriate risk profile

Disclosure: Diversification does not ensure a profit or protect against loss. Past performance does not guarantee future results.



FlowStone Secondary Investment Philosophy

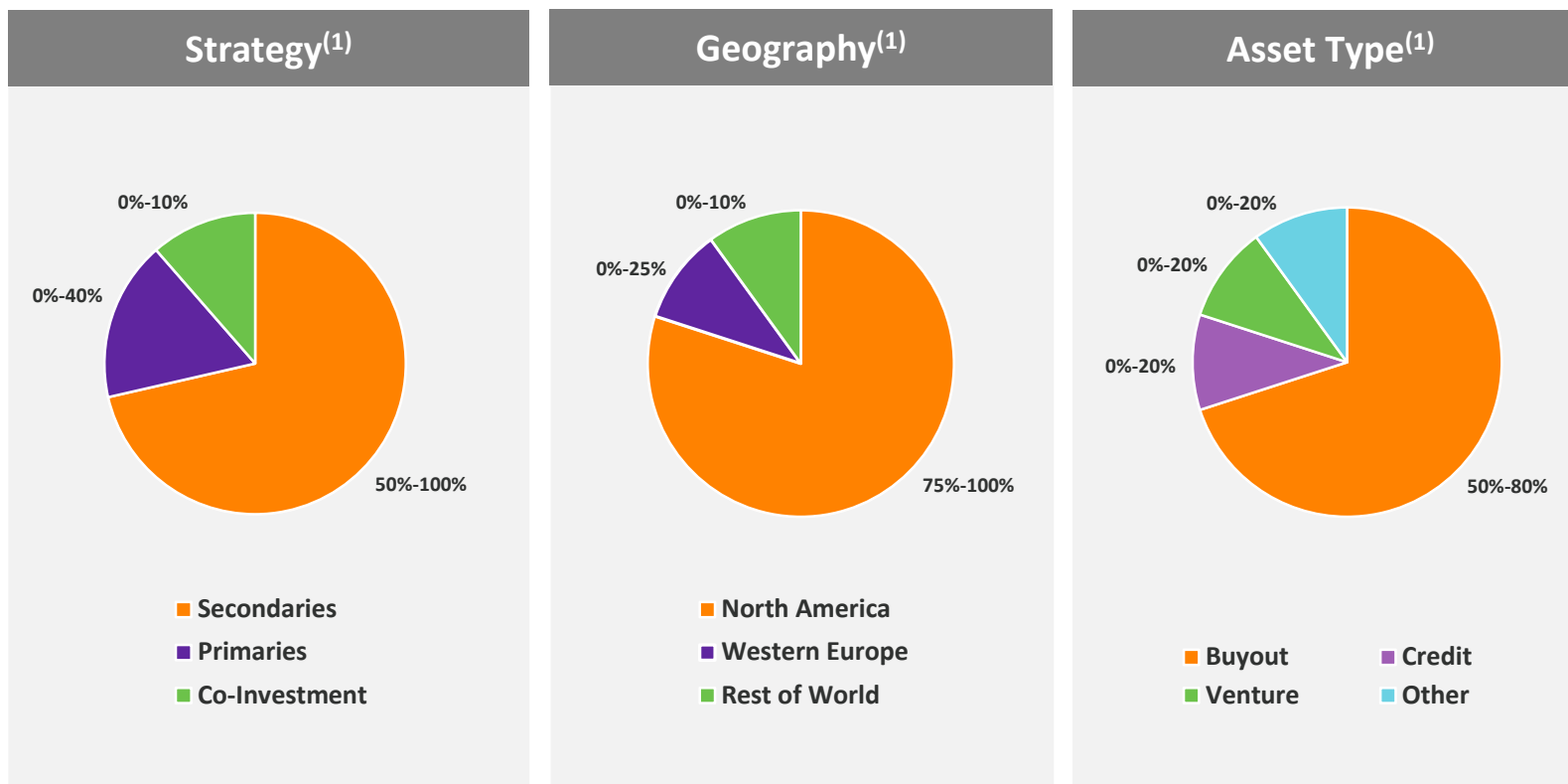
Solution Provider	Seek Quality and Value	Mature Assets	Rigorous Diligence	Risk Mitigation
<ul style="list-style-type: none">• More than capital• Sophisticated structuring• Transaction creativity	<ul style="list-style-type: none">• Higher quality managers and assets tend to outperform• Focus on intrinsic value• Macro foundation• Price matters	<ul style="list-style-type: none">• Typically 3-8 years old and substantially funded• Visibility on near to mid-term liquidity• Increased transparency• Shorter hold period	<ul style="list-style-type: none">• Granular, bottom-up approach combined with deep manager evaluation• Both asset valuation and capitalization matter• Sensitivity analysis	<ul style="list-style-type: none">• Diversification by asset type, manager, geography, and vintage year⁽¹⁾• Active cash management and liquidity• Active portfolio management• Limited leverage

A systematic approach to sourcing and rigorous asset-level diligence are instrumental in generating excess risk-adjusted returns

⁽¹⁾Diversification does not ensure a profit or protect against loss



Portfolio Construction Targets



FlowStone Opportunity Fund will provide diversified exposure primarily to cash flow positive businesses in developed markets

⁽¹⁾See Glossary for definitions

Disclosure: Diversification does not ensure a profit or protect against loss. Past performance does not guarantee future results.



Secondary Transaction Types

Traditional	Structured	Fund Restructuring	Direct Secondary	Stapled Secondary
<ul style="list-style-type: none">• Portfolio acquisitions• Cash-for-title exchange• Generally brokered	<ul style="list-style-type: none">• Portfolio acquisitions• Tools range from deferred purchase price to highly structured preferred securities• Potential downside management	<ul style="list-style-type: none">• Single fund• Provides liquidity for LPs or recapitalizes an existing fund• Asset concentration• Generally involves preferred structure• Potential for increased upside	<ul style="list-style-type: none">• Purchase of company investments from a fund or direct owner• Assets held by buyer directly• Some active management, but generally minority stakes• Asset quality can be an issue	<ul style="list-style-type: none">• Generally, a single-fund transaction that requires a primary commitment• Focus on manager quality• Often brokered

Transaction types perform differently depending on market conditions. A manager with the experience and sophistication to successfully execute all types has a competitive advantage



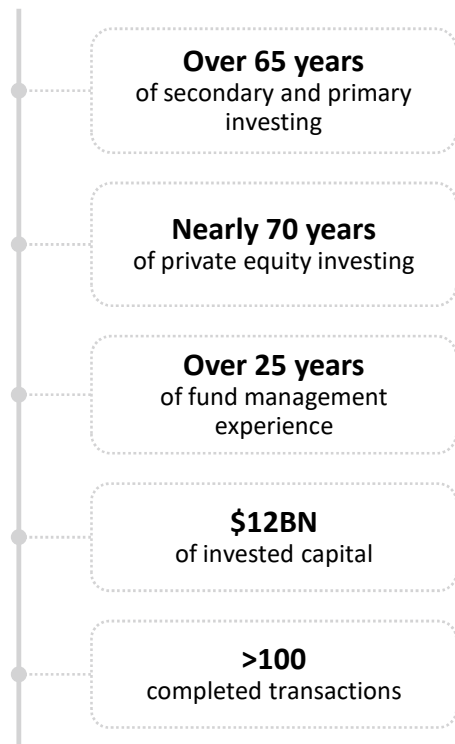
II. FlowStone Partners



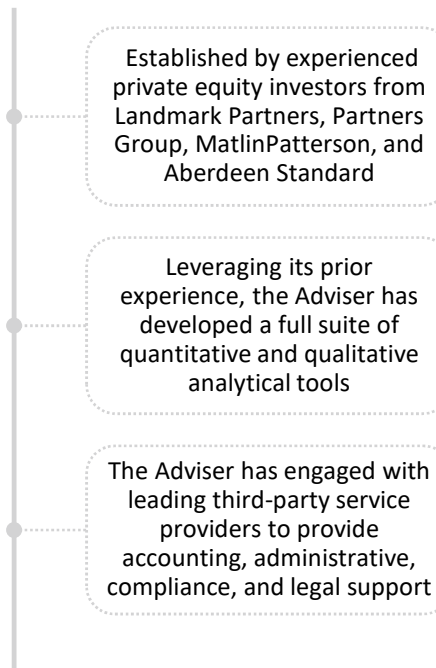
FlowStone Partners



Experienced



Complete



Cohesive



Our sole mandate is to design and manage institutional-grade alternative asset investment products specifically for High Net Worth and smaller institutional investors

All data as of March 24th, 2020



FlowStone Partners

Investor Relations



Transparency



Support



Education

Dedicated Investor Relations resources enable FlowStone to act in partnership with its investors as a resource and extension of their investment capabilities



Management Team | Prior Experience



Scott P. Conners, CFA
Managing Director and President

- Partner, Landmark Partners – 22 years
- Co-lead of Private Equity Secondary team
- Involved in the raising and investment of nearly \$10 billion of private equity secondary capital



Michael A. Carrano
Managing Director

- Managing Director, Landmark Partners – 14 years
- Senior member of Private Equity Secondary team
- 18 years of secondary and direct private equity experience, including involvement in fundraising or investment of \$4.0 billion of capital



Andreas M nderlein
Managing Director

- Investment Manager/SVP, Partners Group – 12 years
- Lead of Private Equity Integrated Investments and Member of Global Secondary Investment Committee
- Involved in the fundraising and investment of \$4.1 billion of private equity secondary and primary capital



Mark Phillip
Managing Director

- Principal, Matlin Patterson Asset Management – 9 years
- Vice President, Morgan Stanley – 8 years
- 17 years of private market and business development experience



Charles H. Finnegan
Senior Associate

- Private Equity Secondary Associate, Aberdeen Standard Investments – 2+ years
- Technology M&A, AGC Partners – 1+ year
- Extensive financial modeling and data analytics experience



Fund Service Providers



- Fund accounting
- Fund administration
- Custody
- Transfer Agency



- Audit
- Tax
- Registered fund expertise
- Significant private equity, fund of fund, and secondary accounting expertise



- Fund counsel
- Significant registered fund expertise



- Statutory distribution
- Fund and adviser compliance
- Broker/Dealer services

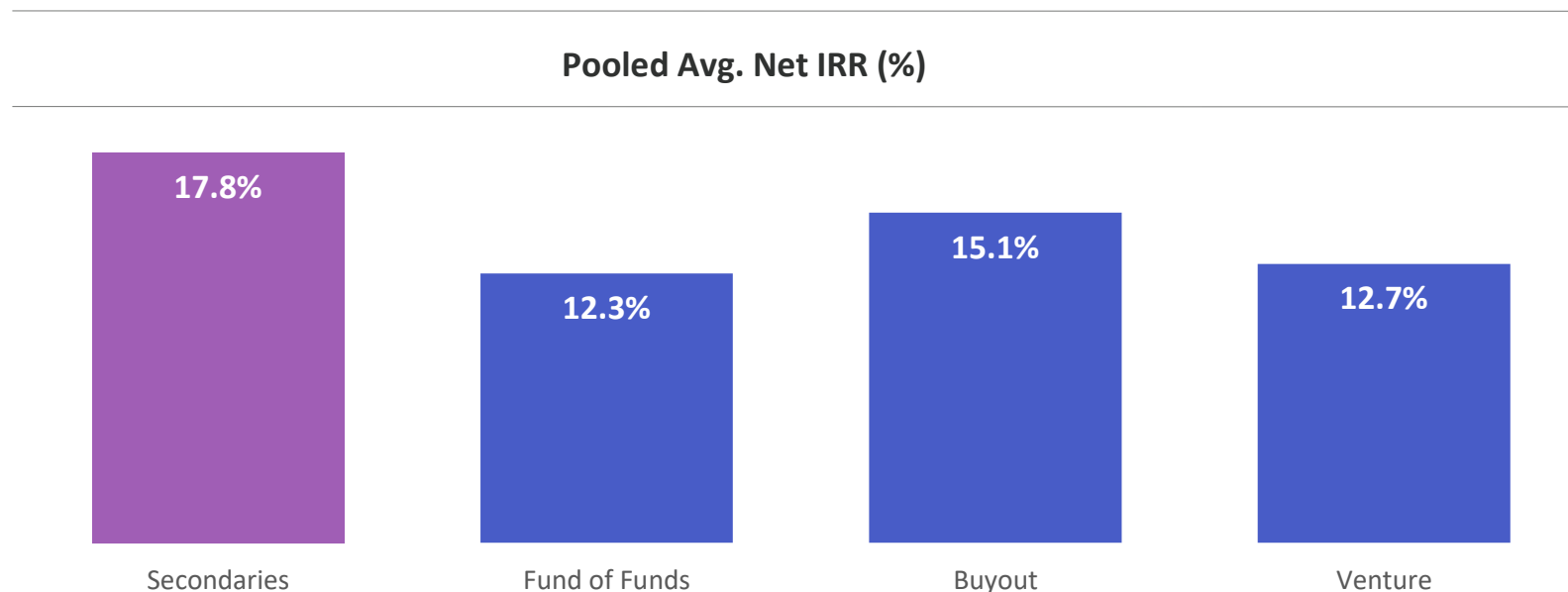
To complement fund management, we have partnered with market leaders in '40 Act fund legal, compliance, administration, accounting, and distribution services



III. Secondary Market Overview



Secondary Funds Returns Comparison



Source: "Opportunities in the European Private Equity Secondary Market", idinvest Partners, 2020; Preqin

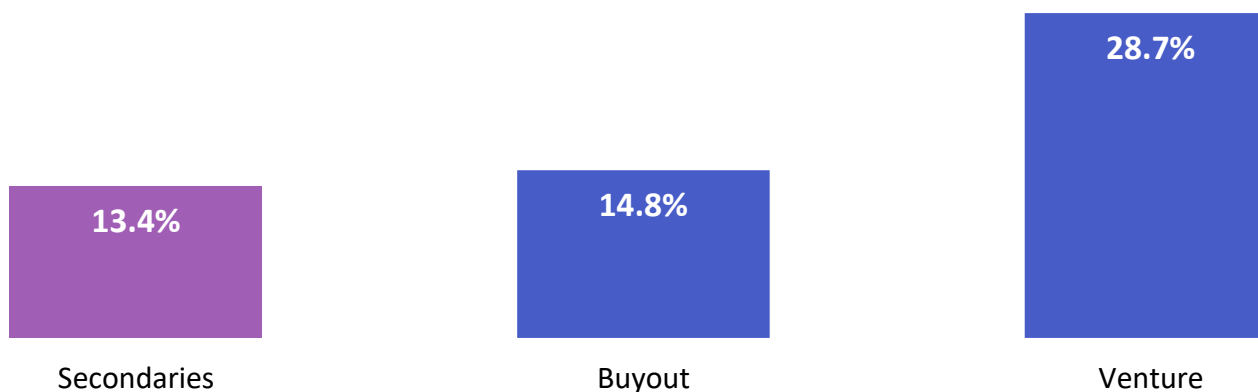
Benefiting from shorter holding periods, purchase discounts, and the ability to compound return multiples through the reinvestment of proceeds, secondary funds have historically outperformed an index of traditional private equity and venture capital funds

Past performance is not indicative of future results. Data Source: Preqin, as of April 30, 2020. Data is a comparison of all secondary investments and all private capital investments sourced from Preqin's database of 4,021 PE funds from vintages 2005 to 2016. This industry data reflects the fees, carried interest, and other expenses of the funds included in the data set. The fees, carried interest, and other expenses borne by investors in a FlowStone fund may be higher or lower than the fees and expenses of the funds reflected in the data set. See Glossary pages at the end of this presentation for more details. **Preqin data is typically compiled from funds that elect to self-report. Thus, this data may not be representative of all secondary funds and may be biased toward those funds that generally have higher performance. Additionally, the funds included in these measures may lack commonality. Over time, components of the data may change. Funds may begin or cease to be represented based on these factors, thereby creating a "survivorship bias" that may additionally impact the data reported.**



Secondary Funds Volatility Versus Direct Funds

Standard Deviation of Average Net IRR by Strategy – Vintages 2005 - 2016



Source: “Opportunities in the European Private Equity Secondary Market”, idinvest Partners, 2020; Preqin

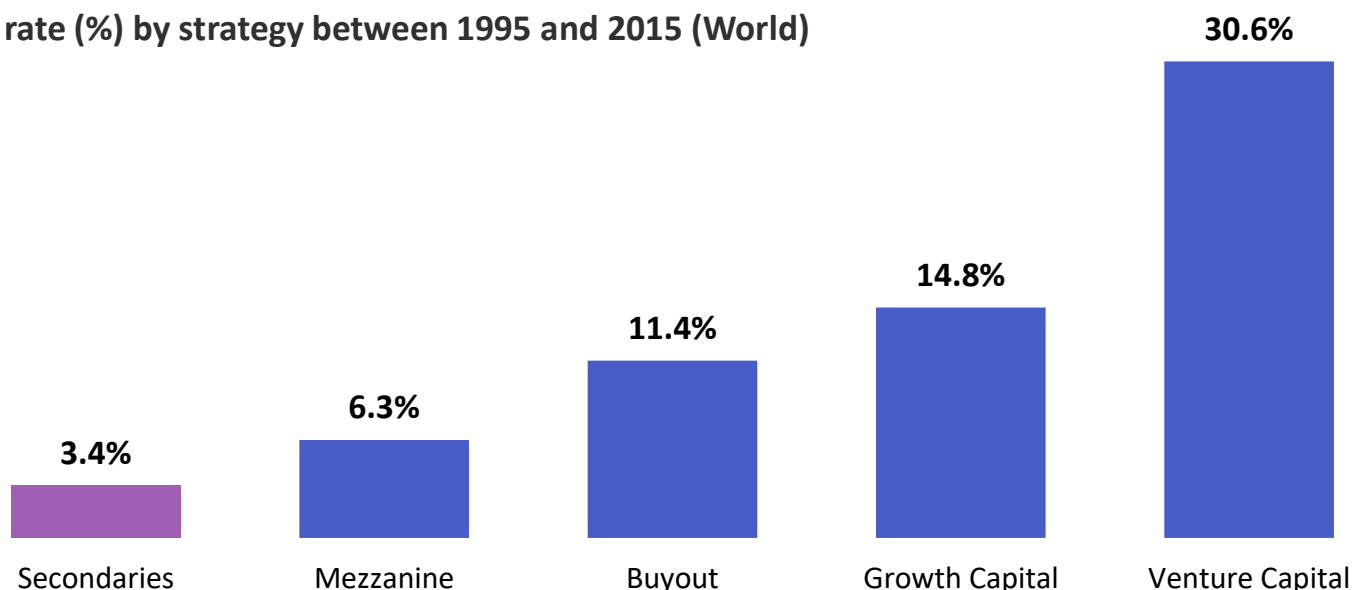
The ability to evaluate mature assets, identify risks, and price them appropriately has historically resulted in lower volatility for secondary funds relative to an index of traditional private equity and venture capital funds

Past performance is not indicative of future results. Data Source: Preqin, as of April 30, 2020. Data is a comparison of all secondary investments and all private capital investments sourced from Preqin’s database of 4,021 PE funds from vintages 2005 to 2016 from. This industry data reflects the fees, carried interest, and other expenses of the funds included in the data set. The fees, carried interest, and other expenses borne by investors in a FlowStone fund may be higher or lower than the fees and expenses of the funds reflected in the data set. See Glossary pages at the end of this presentation for more details. **Preqin data is typically compiled from funds that elect to self-report. Thus, this data may not be representative of all secondary funds and may be biased toward those funds that generally have higher performance. Additionally, the funds included in these measures may lack commonality. Over time, components of the data may change. Funds may begin or cease to be represented based on these factors, thereby creating a “survivorship bias” that may additionally impact the data reported.**



Secondary Funds Loss Ratios Versus Direct Funds

Default rate (%) by strategy between 1995 and 2015 (World)



Note: Assessed based on the proportion of funds with a TVPI multiple below 1.0x

Source: "Opportunities in the European Private Equity Secondary Market", idinvest Partners, 2020; Preqin

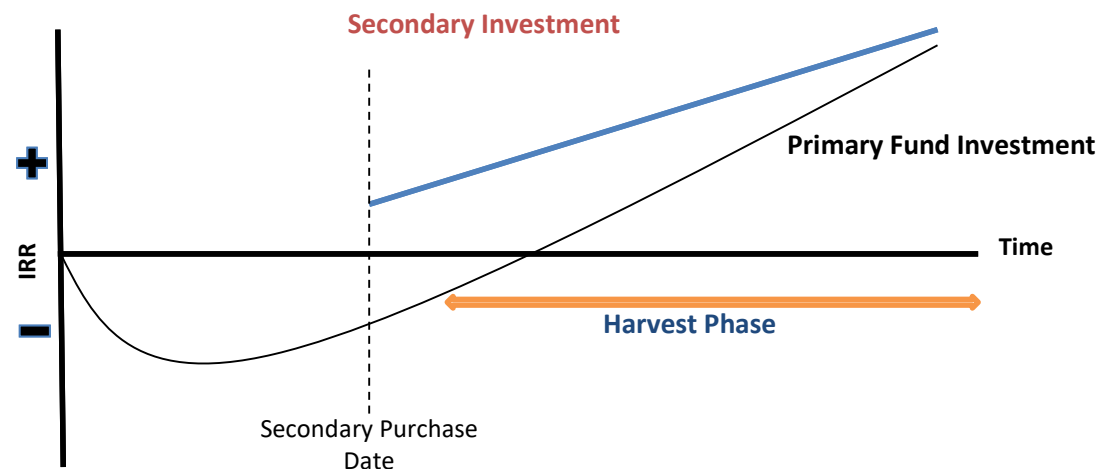
Greater diversification, shorter holding periods, acquiring mature assets, and purchase discounts may significantly reduce the risk of a secondary fund not returning capital

Past performance is not indicative of future results. Data Source: Preqin, as of April 30, 2020. Data is a comparison of all secondary investments and all private capital investments sourced from Preqin's database of 8,000+ private equity funds. This industry data reflects the fees, carried interest, and other expenses of the funds included in the data set. The fees, carried interest, and other expenses borne by investors in a FlowStone fund may be higher or lower than the fees and expenses of the funds reflected in the data set. See Glossary pages at the end of this presentation for more details. **Preqin data is typically compiled from funds that elect to self-report. Thus, this data may not be representative of all secondary funds and may be biased toward those funds that generally have higher performance. Additionally, the funds included in these measures may lack commonality. Over time, components of the data may change. Funds may begin or cease to be represented based on these factors, thereby creating a "survivorship bias" that may additionally impact the data reported.**



Secondary Strategy | J-Curve Mitigation

Private Equity Funds typically experience negative returns during the first years of operation due to upfront investment costs and fees. The secondary strategy may help reduce or eliminate this J-curve effect



Mitigation or elimination of the J-Curve effect

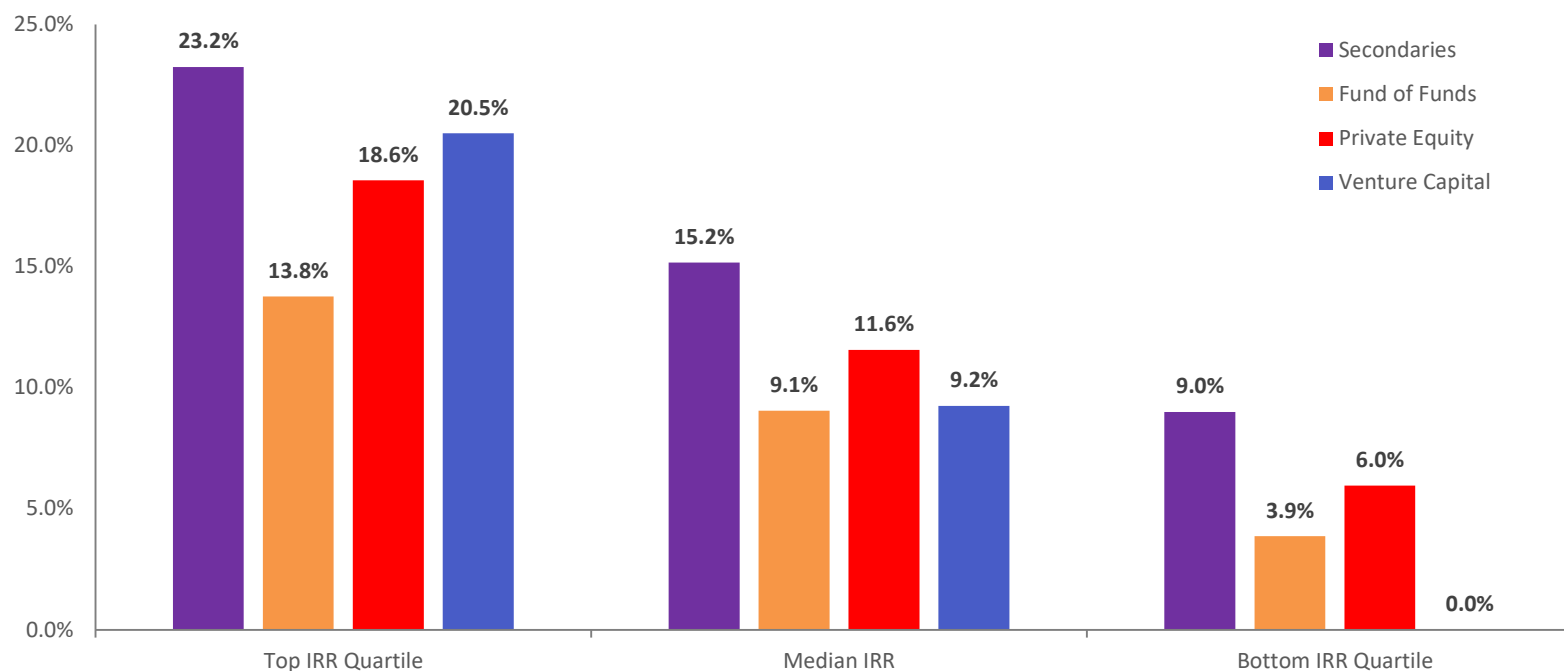
- Purchase discount to Net Asset Value and/or intrinsic value
- Assets acquired are mature and at or near the Harvest Phase
- At the time of acquisition, underperforming assets have often already been written down/off
- Avoid paying the first few years of management fees while capital is deployed

Not all private equity funds will be profitable given the inherent risks in investing in private equity, including macroeconomic factors and the performance of underlying companies.



Quartile Returns by Fund Types

Dispersion of fund performance between vintage years 2000 - 2018



Source: PitchBook; 2021 Private Capital Benchmarks

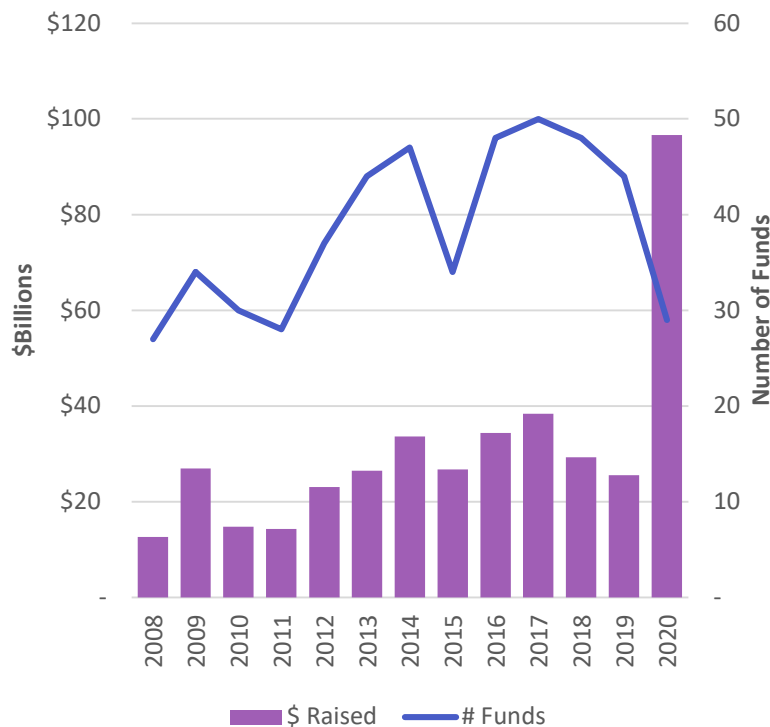
Secondaries have outperformed private equity, venture capital, and fund of funds strategies for funds raised from 2000 to 2018

Past performance is not indicative of future results. Source: Pitchbook, the most recent performance data as of June 30th, 2020. Data was extracted on April 3, 2021. The sample set is comprised of 84 Fund of Funds, 3,380 Private Equity funds, 230 Secondary funds, and 1,529 Venture Capital Funds.



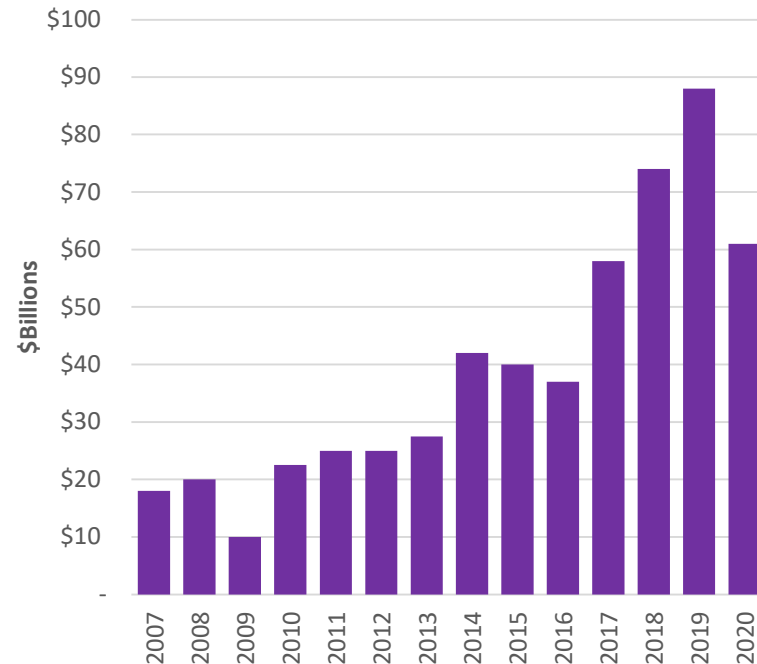
Secondary Market Landscape

Global Secondary Fundraising



Source: PitchBook; 2021 Annual Private Fund Strategies Report

Global Secondary Transaction Volume



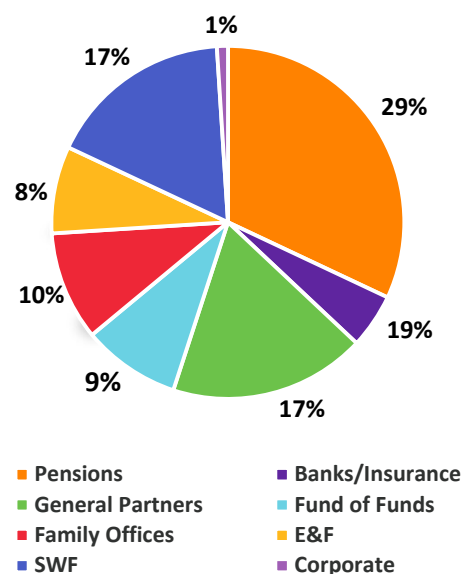
Source: Greenhill; Global Secondary Market Trends & Outlook – January 2021

The secondary market has experienced steady transaction and fundraising growth since its inception, becoming a key component of the private equity landscape



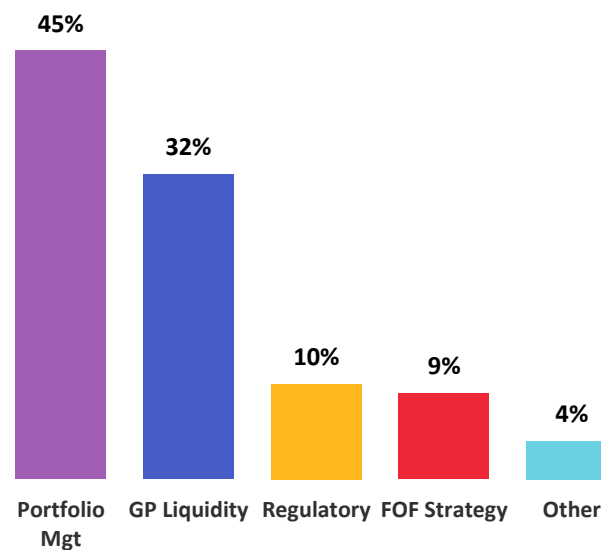
Secondary Market Landscape

2020 Sellers by Type (Based on \$)



Source: Setter Capital, Volume Report FY 2020

Seller's Primary Motivation



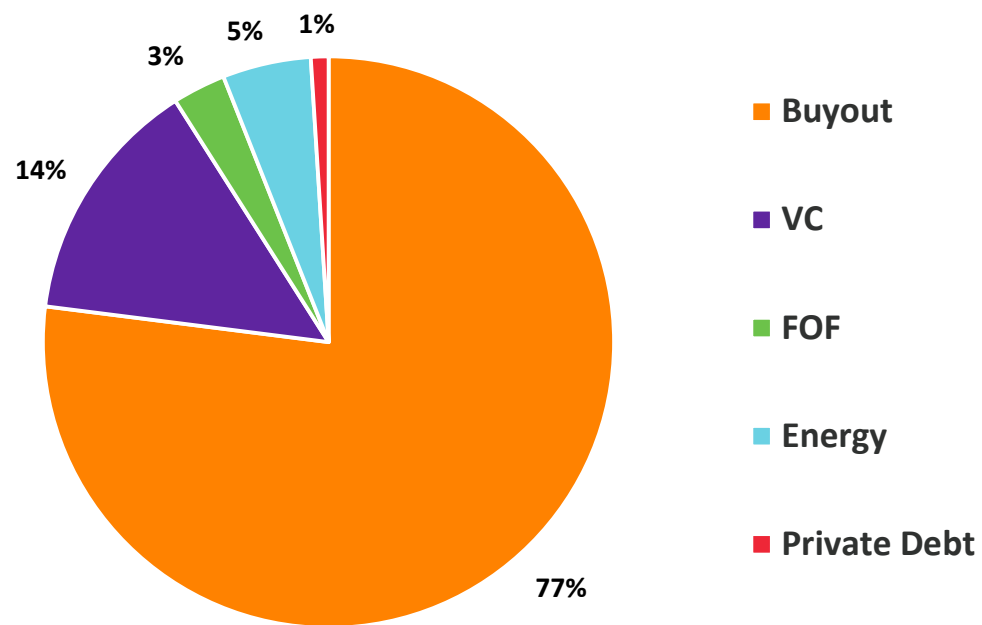
Source: Evercore Private Capital Advisory, YE 2020 Secondary Market Report

Various investor types sell assets, and while motivations vary, active portfolio management has become the primary catalyst



Secondary Market Landscape

Private Equity Sold by Type – 2020 (Based on \$)



Source: Setter Capital, Volume Report FY 2020

Buyout funds represent the majority of asset sales due to their large share of overall primary commitments and the relative lack of volatility and ease of pricing



IV. Fund Terms and Adviser Bios



FlowStone Opportunity Fund | Terms and Conditions

Structure	1940 Act Registered Closed-End Fund Units are registered under the 1933 Act Continually offered closed-end fund
Permitted Investors	Qualified Clients and Qualified Purchasers
Investment Minimums and Timing	Quarterly investment window Initial investment: \$100,000 Follow-on investment: \$10,000
Fee Structure	Annual Management Fee⁽¹⁾: 1.25% of Fund assets and unfunded commitments, net of cash, paid quarterly subject to a 1.75% cap Pass-through of Fund expenses, subject to a 0.7% cap as a percentage of Fund assets ⁽²⁾ Performance fee⁽³⁾: 10% of Fund gains (assessed quarterly, subject to a high-water mark) Total Annual Fund Operating Expenses (Gross/Net after Fee Waiver and/or Expense Reimbursement)⁽⁴⁾⁽⁵⁾: 7.33%/6.49%
Valuation	Advisor values the Fund assets quarterly and reports a Net Asset Value ("NAV") per unit quarterly Net Asset Value is subject to approval by the Fund's Board of Trustees
Distributions	Evergreen Fund Structure ⁽⁶⁾ – portfolio proceeds are reinvested inside the fund, thereby increasing the potential for long-term capital appreciation Dividends are paid in Fund units unless otherwise specified by the investor
Redemption Option	Investors may redeem their units at NAV, quarterly (subject to a one year lock-up period and 2.00% Maximum Early Repurchase Fee (as a percentage of the repurchased amount), 5% of fund-level AUM cap, and Board approval) ⁽⁷⁾
Tax	Form 1099

Note: This presentation is for discussion purposes only and is not intended to be an offer to sell or the solicitation of an offer to buy any securities. In the event securities were offered, this presentation would be superseded and replaced in its entirety by a preliminary or final term sheet, prospectus, offering agreement or memorandum, partnership agreement and/or other supplemental and controlling documents for a specific offer. In the event of any inconsistency between the information presented herein and that information presented in a preliminary or final term sheet, prospectus, offering agreement or memorandum, partnership agreement and/or other supplemental and controlling document, the latter shall govern in all respects.



FlowStone Opportunity Fund | Expense Summary

- ⁽¹⁾ The Investment Management Fee is equal to 1.25% on an annualized basis of the greater of (i) the Fund's net asset value and (ii) the Fund's net asset value less cash and cash equivalents plus the total of all commitments made by the Fund that have not yet been drawn for investment. In no event will the Investment Management Fee payable by the Fund exceed 1.75% as a percentage of the Fund's net asset value. For purposes of determining the Investment Management Fee payable to the Adviser for any month, the net asset value will be calculated prior to any reduction for any fees and expenses of the Fund for that month, including, without limitation, the Investment Management Fee payable to the Adviser for that month.
- ⁽²⁾ Other Expenses are estimated for the Fund's current fiscal year.
- ⁽³⁾ At the end of each calendar quarter of the Fund (and at certain other times), the Adviser (or, to the extent permitted by applicable law, an affiliate of the Adviser) will be entitled to receive an Incentive Fee equal to 10% of the excess, if any, of (i) the net profits of the Fund for the relevant period over (ii) the then balance, if any, of the Loss Recovery Account. For the purposes of the Incentive Fee, the term "net profits" shall mean the amount by which the net asset value of the Fund on the last day of the relevant period exceeds the net asset value of the Fund as of the commencement of the same period, including any net change in unrealized appreciation or depreciation of investments and realized income and gains or losses and expenses (including offering and organizational expenses). Because the Fund has not commenced operations the Incentive Fee has yet to be charged.
- ⁽⁴⁾ The Adviser has entered into an expense limitation agreement (the "Expense Limitation Agreement") with the Fund, whereby the Adviser has agreed to waive fees that it would otherwise be paid, and/or to assume expenses of the Fund (a "Waiver"), if required to ensure the Total Annual Expenses (excluding taxes, interest, brokerage commissions, certain transaction-related expenses, extraordinary expenses, acquired fund fees and expenses and the Incentive Fee) do not exceed 1.95% on an annualized basis (the "Expense Limit"). For a period not to exceed three years from the date on which a Waiver is made, the Adviser may recoup amounts waived or assumed, provided it is able to affect such recoupment without causing the Fund's expense ratio (after recoupment) to exceed the lesser of (a) the expense limit in effect at the time of the waiver, and (b) the expense limit in effect at the time of the recoupment. The Expense Limitation Agreement also provides that, after the commencement of operations until the first anniversary of the commencement of operations, the Adviser agrees to waive fees payable to it by the Fund on assets held in cash or cash equivalents less the total amount of capital committed by the Fund and not yet drawn for investment. The Expense Limitation Agreement will have a term ending one-year from the date the Fund commences operations, and will automatically renew thereafter for consecutive twelve-month terms, provided that such continuance is specifically approved at least annually by a majority of the Trustees. The Expense Limitation Agreement may be terminated by the Fund's Board of Trustees upon thirty days' written notice to the Adviser.
- ⁽⁵⁾ Shareholders also indirectly bear a portion of the asset-based fees, performance or incentive fees or allocations and other expenses incurred by the Fund as an investor in the Portfolio Funds. Generally, asset-based fees payable in connection with Portfolio Fund investments will range from 1% to 2.5% (annualized) of the commitment amount of the Fund's investment, and performance or incentive fees or allocations are typically 20% of a Portfolio Fund's net profits annually, although it is possible that such amounts may be exceeded for certain Portfolio Fund Managers. Historically, a substantial majority of the direct investments made by the Adviser and its affiliates on behalf of their clients have been made without any "acquired fees" (i.e., free of the management fees and performance/incentive fees or allocations that are typically charged by Portfolio Fund Managers). The "Acquired Fund Fees and Expenses" disclosed above, however, do not reflect any performance-based fees or allocations paid by the Portfolio Funds that are calculated solely on the realization and/or distribution of gains, or on the sum of such gains and unrealized appreciation of assets distributed in kind, as such fees and allocations for a particular period may be unrelated to the cost of investing in the Portfolio Funds.
- ⁽⁶⁾ *For the definition of Evergreen Fund Structure, please refer to the glossary*
- ⁽⁷⁾ A 2.00% early repurchase fee payable to the Fund will be charged with respect to the repurchase of a Shareholder's Shares at any time prior to the day immediately preceding the one-year anniversary of a Shareholder's purchase of the Shares (on a "first in-first out" basis). An early repurchase fee payable by a Shareholder may be waived by the Fund, in circumstances where the Board determines that doing so is in the best interests of the Fund and in a manner as will not discriminate unfairly against any Shareholder. In addition, under certain circumstances the Board may offer to repurchase Shares at a discount to their prevailing net asset value. The Fund is not a liquid investment. No Shareholder will have the right to require the Fund to redeem its Shares. The Fund from time to time may offer to repurchase Shares pursuant to written tenders by the Shareholders



Investment Advisor Bios

Scott P. Conners, CFA

Managing Director

Scott Conners is a Managing Director, President and Investment Committee Member with FlowStone Partners. Scott is responsible for product development, fundraising, transaction origination, due diligence, structuring, and closing. Since 1993, he has sourced or been directly involved with the investment of nearly \$7 billion. Prior to joining FlowStone Partners, Scott spent 22 years at Landmark Partners, one of the oldest and one of the leading private equity and real estate secondary purchasers. He joined Landmark in 1993 in the very early days of the private equity secondary market's development. Scott participated in the market's growth from less than \$500 million per year in transaction volume to over \$40 billion a year. He specialized in developing unique transaction structures and was an early-mover in asset lift-outs and fund restructurings. Scott retired in 2015 as a Partner with responsibility for co-managing Landmark's private equity secondary activities, with over \$11 billion in committed capital. Scott is the recently retired Board Chair of Hartford Youth Scholars, a non-profit focused on educational enhancement and access for the underserved youth of Hartford, CT. He also serves on the Board of Visitors of the University of Maine at Farmington.

Scott received his B.A. in Business Economics from the University of Maine at Farmington and his M.B.A. from The Pennsylvania State University. He has been a Chartered Financial Analyst since 1996 and is a member of the Hartford Society of Financial Analysts. He holds the FINRA Series 7 and Series 63 licenses.



Investment Advisor Bios

Michael A. Carrano

Managing Director

Mike Carrano is a Managing Director and Investment Committee Member with FlowStone Partners. Mike has 18 years of secondary and direct private equity investment experience. Prior to joining FlowStone, he was a Managing Director at Landmark Partners. Mike was active in all facets of Landmark's secondary private equity activities including transaction origination, negotiation, due diligence, legal closing and capital raising. He had a leadership role in investing over \$3.5 billion across various transaction types including portfolio acquisitions, fund recapitalizations, structured joint venture transactions and primary commitments. Mike served on various fund advisory boards and committees for investment vehicles managed by Providence Equity Partners, Ridgemont Equity Partners, Primus Capital, Caltius Capital Management and Udata Partners, among others.

Prior to Landmark, Mike was an Analyst at Conning Capital Partners, where he focused on direct investments in private companies in the healthcare and financial services sectors. He began his career as an Investment Analyst within GE Capital's Commercial Finance business unit.

Mike graduated from the University of Connecticut and received his M.B.A. from the Tuck School of Business at Dartmouth. He holds the FINRA Series 7 and Series 63 licenses.



Investment Advisor Bios

Andreas Münderlein

Managing Director

Andreas Münderlein is a Managing Director and Investment Committee Member with FlowStone Partners. Andreas has over 15 years of private equity secondary, primary and co-investing experience. Andreas is responsible for portfolio management, transaction origination, due diligence, structuring, and closing of secondary and primary transactions. Prior to joining FlowStone, he was an Investment Manager at Partners Group. As investment manager in Partners Group's New York office and member of the Global Private Equity Secondaries Investment Committee, Andreas closed over 25 transactions representing over \$4.0 billion of invested capital. His responsibilities included the sourcing of investment opportunities, due diligence, transaction structuring, negotiations, and commercial execution.

Prior to Partners Group, Andreas worked at smac Partners GmbH, a private equity secondary direct firm, and Siemens Venture Capital in Munich, Germany.

Andreas earned his Master's Degree in Economics from the Ludwig-Maximilian University in Munich, Germany. He holds the FINRA Series 7 and Series 63 licenses.



Investment Advisor Bios

Mark Phillip

Managing Director, Head of Business Development & Investor Relations

Mark Phillip is a Managing Director with FlowStone Partners, leading business development and investor relations. Mark has nearly two decades of experience in commercializing and investing in liquid and illiquid alternative investment strategies. Prior to FlowStone, Phillip was a Principal at MatlinPatterson Asset Management, a multi-billion-dollar credit platform. In that role, he led the launch and distribution of new fund vehicles, sub-advisory relationships, and separate managed accounts for institutional investors and wealth management platforms. Mark was particularly instrumental in the growth of MP Securitized Credit Partners, an opportunistic investor in structured finance markets.

Prior to MatlinPatterson, Mark was a Vice President at Morgan Stanley within the Alternative Investment Group. In that role, he was responsible for sourcing, conducting due diligence and covering investments in hedge funds.

Mark graduated with a Bachelor of Science in Finance degree from DePaul University and his Master in Finance from the Mendoza College of Business at the University of Notre Dame. He holds the FINRA Series 7 and Series 63 licenses.



Investment Advisor Bios

Charles H. Finnegan

Senior Associate

Charlie is a Senior Associate with FlowStone Partners. Prior to FlowStone Partners, he worked with Aberdeen Standard Investments as a Private Equity Senior Analyst, focused on secondary transactions, primary commitments, and direct co-investments. He was involved in all aspects of the investment process including sourcing, due diligence, industry review, and portfolio management. Prior to Aberdeen Standard Investments, Charlie worked at AGC Partners, a sell-side investment bank focused on mergers & acquisitions and private placements in the technology sector. His primary responsibilities included performing valuation and transaction analysis and assisting with the all aspects of the closing process. Charlie holds a BA in Economics from Trinity College and was a member of the Trinity varsity lacrosse team. He holds the FINRA Series 7 and Series 63 licenses.



Fund Board of Trustees

Independent Board Members

Jason Gull – Retired; Former Global Head of Secondaries, Adams Street Partners

Marek Herchel – Head of Americas, MLC Private Equity; Formerly Managing Director and Head of U.S. Fund Investments, Alpinvest

Michael Moskow - Vice Chair and Distinguished Fellow, Global Economy, The Chicago Council on Global Affairs; Formerly President and CEO of the Federal Reserve Bank of Chicago

Advisory Board Member

Craige Stout – CEO, Stout Risius Ross, LLC, a global investment bank and advisory firm specializing in corporate finance, valuation, financial disputes, and investigations.



Glossary

Blind Pool Investment Fund – A limited partnership that does not announce its intentions with specificity as to what investments will be made.

Buyout - Control investments in established, cash flow positive companies are generally classified as buyouts. Buyout investments may focus on small-, mid- or large-capitalization companies, and such investments collectively represent a majority of the capital deployed in the overall private equity market. The use of debt financings, or leverage, is prevalent in buyout transactions — particularly in the large-cap segment.

Co-Investments – Co-investments generally involve taking an interest in securities issued by an operating company, whether equity or debt, in parallel with a sponsoring fund manager acting as the lead investor. Direct equity investments generally involve new owners taking a material stake in the target company and may involve exercising influence on the growth and development of the company through work with the company's management and board of directors. Direct debt investments typically represent financing for buyout or growth investments and may have various features and covenants designed to protect the lender's interests.

Direct Funds – Individual private equity funds or a portfolio of individual private equity funds.

Dry Powder – A private equity investment term referring to uninvested capital subject to call by an investment fund.

E & F – Endowments and Foundations

Evergreen Fund – Evergreen Funds reinvest investment proceeds into new investments within the fund, as opposed to distributing investment proceeds to the fund's investors.

Family Office – An investment company established by a high net worth individual or family to invest and manage that investor's assets

Global Private Equity/VC Funds – Those U.S. and non-U.S. private equity and venture capital funds included in a combination of the Cambridge Associates Global Private Equity Fund and Global Venture Capital Fund Index data sets as of the dates indicated in the relevant chart footnotes. As of the March 31, 2017; and December 31, 2005, reports, these data sets are comprised of five asset classes: Buyouts, Growth Equity, Private Equity Energy, Subordinated Capital, and Venture Capital.

Global Secondary Funds – Those U.S. and non-U.S. secondary funds included in the Cambridge Associates Global Secondary Fund Index data sets as of the dates indicated in the relevant chart footnotes.

GP or General Partner – The investment manager of a private equity fund

Harvest Phase - The stage in a private equity fund's life cycle when the fund's manager begins to liquidate the fund's assets through the public and/or private capital markets. This stage typically begins in years 4-6 of a fund's life, as the investments have matured, and the investment manager has built value above cost in the individual company investments.

Intermediated – Transactions where a broker is involved and acts as an intermediary between the buy and sell side



Glossary

LOI or Letter of Intent – A non-binding agreement issued by a buyer to a seller summarizing the key terms of a purchase offer

LP or Limited Partner – An investor in a private equity fund

J-Curve – The value development pattern in which the net asset value of a private-equity fund typically declines moderately during the early years of the private-equity fund's life as investment related fees and expenses are incurred before investment gains have been realized. As the fund matures and portfolio companies are sold, the pattern typically reverses with increasing net asset value and distributions.

Mezzanine - Mezzanine is a private equity industry term referring to subordinated debt investments made directly in operating companies. Investee companies are often private-equity backed. Mezzanine debt is junior to most forms of debt and liabilities in the capital structure but is senior to all forms of equity. In compensation for the risk profile, mezzanine debt generally requires a higher level of interest payment to the investor, typically in some combination of cash and in-kind payments. Often, the mezzanine investor will also require equity warrants to be associated with the debt security.

Other - Infrastructure - Infrastructure is a private equity industry term that refers to investments made directly in infrastructure projects, such as energy production plans, dams, pipelines, bridges, or other income producing facilities. These investments may be made in the form of equity, debt, revenue or profit-sharing participations, or in some combination.

Other - Natural resources - Natural resources is a private equity industry term that refers to investments made directly in assets such as oil and gas exploration and production, oil and gas distribution, or timber. These investments may be made in the form of equity, debt, revenue or profit-sharing participations, or some combination.

Primary Investments - Primary investments (primaries) are interests or investments in newly established private equity funds. Primary investors subscribe for interests during an initial fundraising period, and their capital commitments are then used to fund investments in several individual operating companies (typically ten to thirty) during a defined investment period. The investments of the fund are usually unknown at the time of commitment, and investors typically have little or no ability to influence the investments that are made during the fund's life.

Proprietary – Transactions originated via the FlowStone Opportunity Fund platform where a broker is not involved

Seasoned Primary – Similar to a Primary Investment; however, when the investor commits to the fund during the initial fundraising period, the newly established fund has already completed a number of transactions. Importantly, there is still a relatively high amount of unfunded capital that will be drawn down to make new platform investments



Glossary

Secondary Fund Size Classification

Vintage Year	Small-Cap	Mid-Cap	Large-Cap
2000-2004	<\$50MM	\$50-\$250MM	>\$250MM
2005-2009	<\$300MM	\$300-\$1,500MM	>\$1,500MM
2010-2011	<\$500MM	\$500-\$2,500MM	>\$2,500MM

Secondary Investments - Secondary Investments are interests in existing private equity funds that are acquired in privately negotiated transactions, typically after the end of the private equity fund's fundraising period. The investments of the acquired fund are usually known at the time of acquisition, and the majority of the fund's capital is typically drawn down and invested by the time of the fund's acquisition.

SWF - Sovereign Wealth Fund

Syndicate – A group of buyers who combine to purchase a specific interest

Synthetic – Secondary investors acquire an interest in a new limited partnership that is formed specifically to hold a portfolio of investments. Typically, the manager of the new fund had historically managed the assets as a captive portfolio

Total Value to Paid-In Capital ("TVPI") – The ratio of Total Value (Net Asset Value plus distributions received) to Paid-In Capital (total invested capital)

Transaction(s) - Transactions are defined as the number of individual investment transactions closed by the Fund during the measurement period. For example, a primary commitment is counted as one transaction. A completed secondary acquisition of assets is counted as one transaction, irrespective of the number assets acquired in that transaction. "Transactions" does not provide a measure of diversification but is intended to summarize the Fund's new investment activity during the measurement period.

Venture - Investments in new and emerging companies are usually classified as venture capital. Such investments are often in technology and healthcare related industries. Companies financed by venture capital are generally not cash flow positive at the time of investment and may require several rounds of financing before the company can be sold privately or taken public. Venture capital investors may finance companies along the full path of development or focus on certain sub-stages in partnership with other investors.